

Monday	Tuesday	Wednesday	Thursday	Friday
Can I measure time in minutes and seconds?	Can I read and write the time to o'clock on an analogue clock?	Can I read and write the time to half past on an analogue clock?	Can I read the time to o'clock and half past on an analogue clock?	Can I solve time problems?

Link to website / lesson video:

<https://classroom.thenational.academy/lessons/reading-and-writing-the-time-to-oclock-and-half-past-part-2-c4wkjr?step=2&activity=video>

NEW LEARNING: Reading and writing the time to o'clock and half past on an analogue clock

To start: Write the months of the year in the correct order.

(Play video from beginning)

Ordering the months of the year

Write the months in order starting at June.

June

October

February

March

May

September

August

July

January

November

December

April

Read and say the key words:

Key learning: To read and write o'clock and half past times in words



minute hand



hour hand

half past



time

o'clock



Recap yesterday's learning and complete the activity below.

(Play video at 2:27)

Look at the clocks below and talk about the answers:

How to tell the time

What can you remember about telling the time?



How do we know when it is o'clock?

How do we know when it is half past?

INDEPENDENT TASK

TO START





Go through the times on the video - draw on the hands to show the times on the clocks below.


(Play video at 3.40)

1. Half past 1 2. 3 o'clock 3. half past 5 4. 6 o'clock 5. half past 11

6. Half past 9 7. 9 o'clock 8. 12 o'clock

Tip: Draw your own clocks or show your answers on this document.






MOVING ON:

Write the times of these activity from the video.


(Play video at 8.36)



Breakfast

The time is _____


in the _____



Playtime

The time is _____


in the _____



Home time

The time is _____

in the _____



Dinner time

The time is _____

in the _____

Look at the four activities. Draw the hands on the clock to show the time.

Complete the sentence writing the time in words and whether it happens in the morning or afternoon.

Tip: Draw your own clocks or show your answers on this document.

CHALLENGE

Read and answer the questions below.

Tip: Draw the clocks to help you figure out which hand is missing.

Missing minute hand

Look carefully at the clocks.
What do you notice?

What time do you think it is?
How can you tell?




Check the next page for the answers.


1. Half past 1 2. 3 o'clock 3. half past 5 4. 6 o'clock 5. half past 11

6. Half past 9 7. 9 o'clock 8. 12 o'clock


1.




2.




3.




4.




5.



6.



7.



8.



	Success Criteria / Checklist	Achieved
1	I can read the time to half past and o'clock	
2	I can write the time to o'clock and half past in sentences	
3	I can draw times to half past and o'clock on an analogue clock	

What did I find easy?

What did I find difficult?
